

# Accessories — Field Installed

## NEMA Non-Combination Contactors/Starters and Combination Contactors/Starters

### Contactor Accessories, continued

For use on Bulletins 500, 500F, 500L, 500LP, 502, 502L, 503, 503L, 505, 505V, 506, 506X, 507, 507X, 509, 512, 512H, 512M, 512V, 513, 513H, 513M, 513V, 520, 520V, 522, 523, 530, 532, 533, 540, 542, 543, 570, 572, 573, 1242, 1243, 1272, 1273, 1282, 1283, 1232X, 1232V, 1233X and 1233V

1

**Timer Attachment Kit** — A pneumatic timer attachment may be field installed in the space of two adjacent auxiliary contact blocks. Timing units are available for either ON-Delay or OFF-Delay operation with a timed set of one (1) N.O. and one (1) N.C. snap-action contacts that are electrically isolated.

Repetitive accuracy within the timer range is approximately ±10% provided a minimum reset time of 75 ms is allowed.


**Note:**

- Sizes 0...5: Timers can be added to the left- or right-hand side of the contactor body. On Size 00 they can be mounted to the front of the contactor.
- Size 0, 1 and 2: Timers cannot be used on the same side as power pole adders.
- Size 2 Devices: The operating coil must be changed. See [T-1678929] and refer to the size 2 operating coil listing. Order the coil listed for a 4-...5-pole device.


**Note:** These coils can also be factory installed.

- Enclosed Devices: Please contact your local Rockwell Automation sales office or Allen-Bradley distributor.

**Contact Ratings:** NEMA A600 (10 A, 600V AC max.)  
NEMA P300 (5 A, 300V DC max.)

Description	NEMA Size	Cat. No.
 <b>Cat No. 596-TR32</b>	On-Delay	100-FPTA30
	On-Delay	100-FPTA180
	Off-Delay	100-FPTB30
	Off-Delay	100-FPTB180
Left-hand ON Delay	00§	596-TL32
		596-TL33
		596-TR32
		596-TR33
Right-hand ON Delay	0...5	596-TL32
		596-TL33
		596-TR32
		596-TR33
Right-hand OFF Delay		596-TR33

§ For open type, non-combination starters only.


Description	NEMA Size	Cat. No.
	1 N.O.	595-A
	2 N.O.	595-AA
	1 N.C.	595-B
	2 N.C.	595-BB
	1 N.O. and N.C.	595-AB
	1 N.C.L.B.	595-BL
	1 N.O.	195-GA10
	1 N.O.	1495-J6
	2 N.O.	195-GA20
	2 N.O.	1495-K6
	2 N.O.	1495-K8
	1 N.C.	195-GB01
	1 N.C.	1495-J6
	2 N.C.	195-GB02
	2 N.C.	1495-K6
	2 N.C.	1495-K8
1 N.O. and N.C.	195-GB11	
2 N.O.	1495-K6	
2 N.O.	1495-K8	
1 N.C.L.B.	195-GL01	

♣ The normally open contacts can easily be changed to normally closed in the field.

**Power Pole Adders** — The 1 N.O. and 1 N.C. power poles may be field added to all size 0...4 Bulletin 500 line contactors and starters except the Bulletin 500L and 500FL. Two- and three-pole contactors will accept a maximum of two adder poles and four-pole devices will accept one adder pole. Each adder pole kit includes a mechanical load balancer to be used when only one power pole is added.

**Note:** When power poles are added to Size 2, 3, or 4 (2- or 3-pole devices) the operating coil must be changed. Refer to the listing for the size of your contactor or starter. Order the operating coil listed for a 4-...5-pole device.


**Note:** These coils can also be factory installed.

Description	NEMA Size	Cat. No.
 <b>Cat. No. 599-P01A (1 N.O.)</b> <b>Size 0...1, 27 Amps.</b>	1 N.O.	599-P01A
	1 N.C.	599-P01B
	1 N.C. Late Break	599-P01BL
	1 N.O.	599-P2A
	1 N.C.	599-P2B
	1 N.C. Late Break	599-P2BL
	1 N.O.	599-P3A
	1 N.C.	599-P3B
1 N.O.	4	599-P4A
1 N.C.	4	599-P4B

**Contactor Kick-off Springs** — For horizontal mounting of 2- or 3-pole Bulletin 500 contactors and starters.



**Note:** When kick-off springs are added to Size 2, 3 or 4, the operating coil must be changed. Refer to the listing for the size of your contactor or starter. Order the operating coil listed for a 4-pole device.

**Note:** These coils can also be factory installed.

Description	NEMA Size	Cat. No.
	0...1	599-N11
	2	599-N12
	3	599-N13
	4...5	599-N14

Wire Size	NEMA Size	Cat. No.
<b>Lug Connectors (3 per package)</b>		
#14...8 AWG Wire	0...1	*
#14...4 AWG Wire	2	1494R-N1
#8...1/0 AWG Wire	3	1494R-N2
#6...4/0 AWG Wire	4	1494R-N3
2 of #1/0...350 MCM Wire	5	42450-804-01

\* All terminals of the 30 A switches are furnished with self-lifting pressure plate connectors as standard.

Description	NEMA Size	Cat. No.
	6	199-LJ1
	7...8	199-LG1